


Star Wars Attack



You will need:

- Print out the PDF
- Lightsabers
- 2 players

Before you play:


- Make a lightsaber for each player out of a cardboard tube and masking tape (you could also use a swimming noodle)
- Cut up the spelling words (you can use your own too).
- Cut up the character cards (you could laminate the cards for durability)
- Stick the words on the wall with blutak
- Turn the red character cards face down



How to play:

- Turn over a character card
- Find a word matching that character
- Read the word
- With your lightsaber spell out the word - one touch for each letter
- If you are correct take off the card and keep it, otherwise it stays on the wall
- Now it's the other player's turn
- The winner is the player with the most cards

character cards






look



at




you



we



is



are



and



I



said



up



on



go



he



like



this



going



cat



dog



they



to



big



away



come



was



play



day



mum



am



the



no



all



see



yes



get



it



can




my



she



dad



saw



down



not